

● FFICE ● F
CRIME STATISTICS

SELECTED OFFENCE PROFILES

TABLE OF CONTENTS

INTRODUCTION	3
Understanding how crime is measured	3
A methodological note	4
OFFENCE PROFILES	5
Murder	5
Attempted Murder	6
Manslaughter	7
Drive cause death	8
Major assault	9
Other assault	10
Rape	11
Indecent assault	12
Armed robbery	13
Unarmed robbery	14
Fraud and misappropriation	15
Break and enter	16
Larceny/illegal use of a motor vehicle	17
Shop Theft	18
Property damage - arson	19
Property damage - non arson	20
Use/possess for use	21
Sell/possess for sale	22
Grow/make drugs	23
Drink driving	24

INTRODUCTION

This Information Bulletin aims to provide readers with a quick reference guide to the profiles of 20 selected offences. Each profile includes:

- longitudinal data of the number of offences reported to police between 1982 and 1996;
- the number of charges laid by police in 1996;
- charge outcomes for cases finalised in adult courts during 1996;
- the types of major penalty handed down for convicted offenders;
- average fines and prison sentences imposed on convicted offenders.

For more detailed information, together with explanations of the counting rules and offence definitions used, readers are referred to the Office of Crime Statistics' publication "Crime and Justice in South Australia, 1996".

UNDERSTANDING HOW CRIME IS MEASURED

There is no way to measure accurately the true extent of crime within the community. Two sources of information are regularly used, but both have limitations. One is based on victimisation surveys and the other on official statistics recorded by the key criminal justice agencies.

This bulletin focuses only on official crime statistics; namely those offences reported or becoming known to police and court outcome and penalty statistics from the Courts Administration Authority.

Before a particular offence is included in police statistics a number of steps must occur:

- first, an incident must take place and that incident must be perceived as criminal either by the victim or a witness;
- second, the victim (or witness) must then report that offence to police; and
- third, police must decide whether it is in fact a criminal matter and, if so, whether to record it.

Because these steps must take place before a matter is officially recorded by police, the resultant statistics do not measure all crime that occurs. A criminal incident may not be recognized as such by the victim. (For example, for many years, domestic assault was not always viewed either by the perpetrator or victim as a criminal act). Or victims may choose not to report an offence to police. Despite these limitations, the number of offences reported or becoming known to police represents one of the key measures used to monitor crime trends.

Court based statistics, which detail the number of cases processed through the Magistrates, District and Supreme Courts in South Australia, provide an even less reliable indicator of actual crime levels than do police statistics, because of the high rate of attrition between the reporting of a crime and the actual apprehension and prosecution of a suspect.

To illustrate, a high proportion of offences reported to police are never 'solved' i.e. a suspect is never identified or apprehended. And even when an alleged offender is apprehended by police, they may not necessarily face any charges. For example, the victim and/or witnesses may withdraw their statements or the prosecution may, after reviewing the case decline to proceed. However, although court statistics can't be used as an indicator of crime rates, they are useful in identifying the types of cases processed and the outcome and penalties being handed down. It is this information which is detailed in this Information Bulletin.

A METHODOLOGICAL NOTE

The statistics presented in this bulletin represent only a snapshot of the relevant operations of Police and Courts. They do not provide information about the flow of business through the justice system. For example, in 1996 police recorded 30,150 incidents of break and enter and laid 3,308 charges. However, at least some of these 3,308 may not relate directly to the 30,150 reported incidents. For example, some of the cleared offences may involve cases reported to police in previous years.

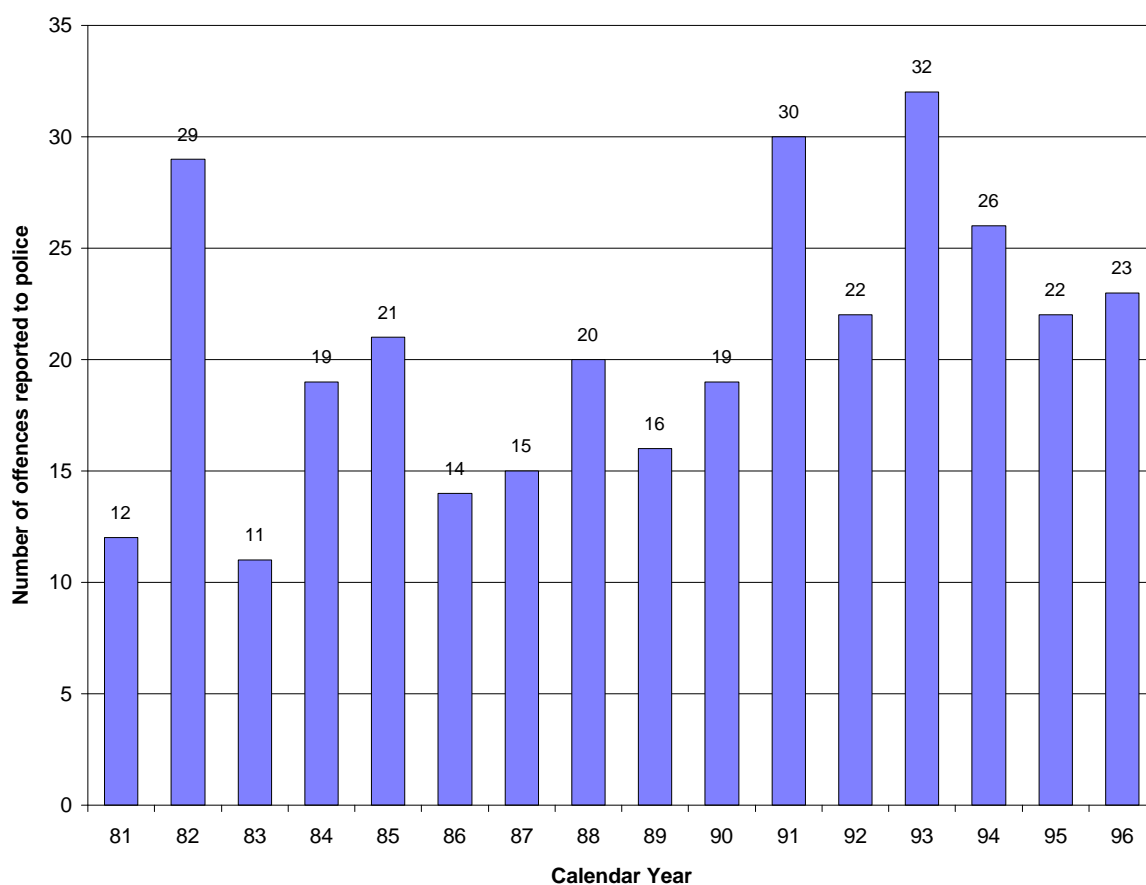
Furthermore, although there were 1,175 break and enter cases finalised in the Magistrates and higher Courts in 1996 it is incorrect to assume that only 1,175 of the 3,308 break and enter charges laid that year resulted in a court hearing. Instead, many of the 1,175 court cases may relate to matters recorded and cleared by police in previous years. Likewise, offences recorded at the time of reporting an offence or apprehension of an offender may differ from those laid when the matters are dealt with in court. For example, a charge of break and enter may be changed to unlawful possession of property by the time the matter reaches court.

Other discrepancies between court and police data require comment. First, court statistics are reported on the basis of the major charge per case, while police statistics relate to all offences. Therefore, if an offender was charged with 'break and enter' and 'illegal use of a motor vehicle' then the official police statistics would show one count of break and enter and one count of illegal use of a motor vehicle. Court statistics, on the other hand, would report only break and enter charge because it is the more serious of the two.

Second, an offender may be responsible for a number of offences over a period of time which may result in multiple apprehensions. While each of these offences will be recorded separately by police, all the matters may be consolidated into the one court case and therefore only the court outcome and penalty imposed for the most serious one will be reported in the court statistics.

Finally, it should be noted that the court statistics presented in this Bulletin do not include alleged juvenile (10-17 years) offenders. This may be particularly relevant for certain offences such as illegal use of a motor vehicle where juveniles constitute a large proportion of apprehended offenders. (Readers interested in obtaining statistics on juvenile justice, i.e. police apprehensions of juveniles and actions taken, formal cautions of juveniles by police, attendances by juveniles at family conferences, appearances before the Youth Court, and juveniles in custody are referred to chapter 6 of *Crime and Justice in South Australia, 1996*.)

Murder

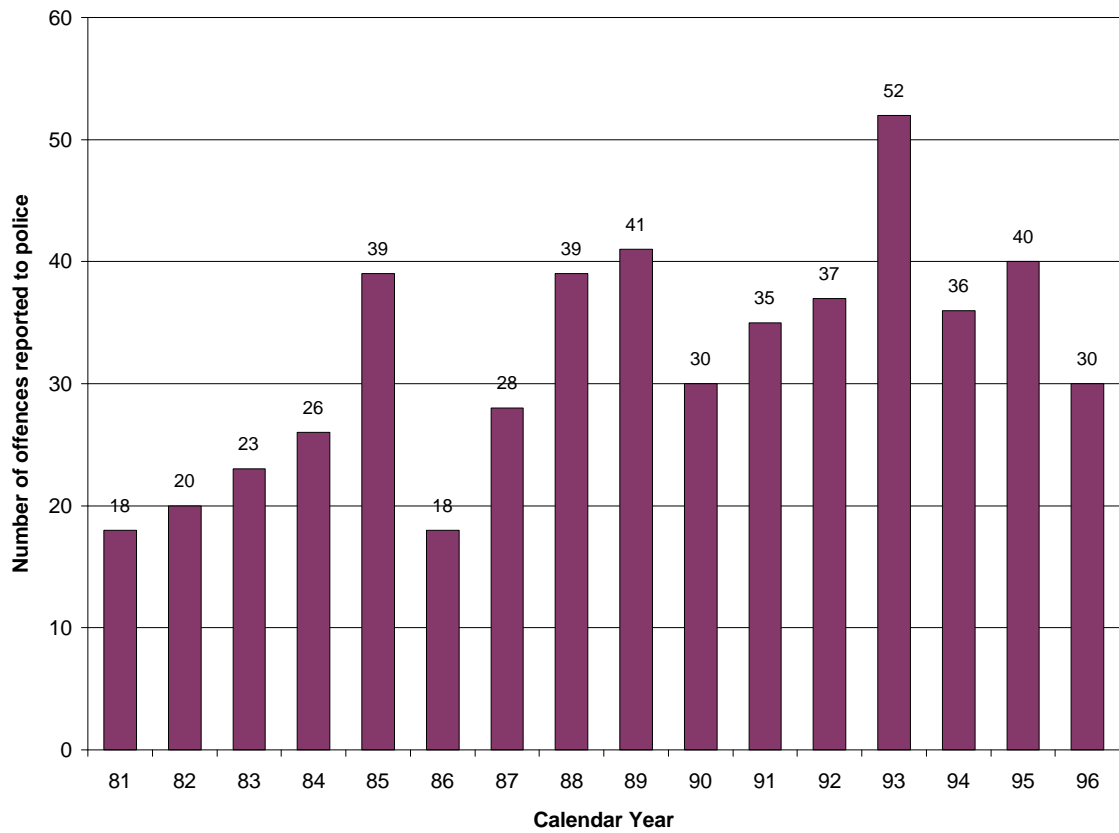


Number of offences reported to Police during 1996:	23
Number of charges laid by Police during 1996:	45

Number of cases finalised in the District and Supreme Courts during 1996 involving murder as the major charge:		17
Number of cases found - guilty:		13
guilty of other/lesser offence:		2
acquitted:		1
nolle prosequi/other:		1
Major penalty:	Immediate imprisonment	100.0%
	Suspended imprisonment	0.0%
	Good behaviour bond	0.0%
	Community service order	0.0%
	Driver's licence suspension	0.0%
	Fine	0.0%
	Other	0.0%
Average Duration of Prison Sentence		Life
Average Non Parole Period		240.5 months

In general, cases involving murder (as the major charge) are finalised in the District or Supreme Courts, hence no Magistrates Court data are presented here.

Attempted Murder



Number of offences reported to Police during 1996: 30
 Number of charges laid by Police during 1996: 32

Number of cases finalised in the District and Supreme Courts during 1996 involving attempted murder as the major charge: 20
 Number of cases found - guilty: 2
 guilty of other/lessor offence: 9
 acquitted: 5
 nolle prosequi/other: 5

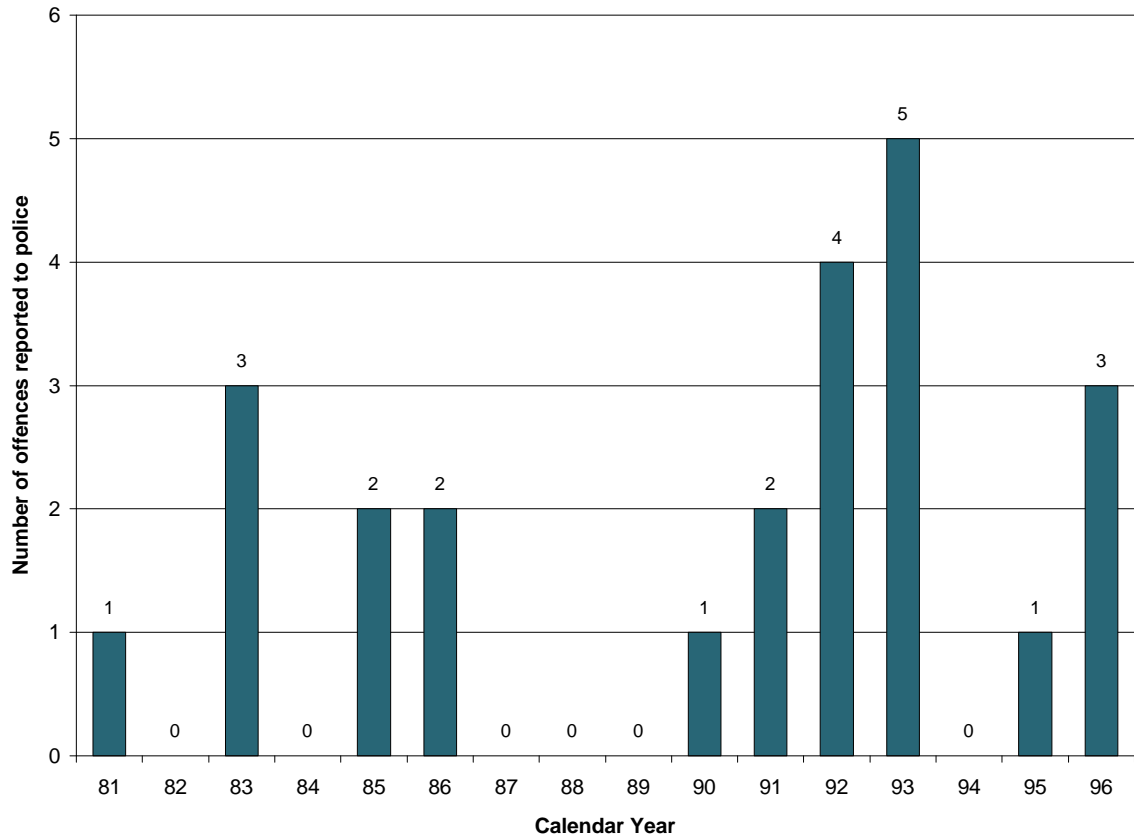
Major penalty: Immediate imprisonment 100.0%
 Suspended imprisonment 0.0%
 Good behaviour bond 0.0%
 Community service order 0.0%
 Driver's licence suspension 0.0%
 Fine 0.0%
 Other 0.0%

Average Duration of Prison Sentence 204.0 months
 Average Non Parole Period 156.0 months

The number of attempted murders display large annual fluctuations. The figure of 30 recorded on 1996 was 66.7% higher than the number recorded in 1981. However, because this offence requires police to assess the intent behind the illegal action, interpretation can vary considerable. Hence attempted murder figures are vulnerable to fluctuations in police charging practices.

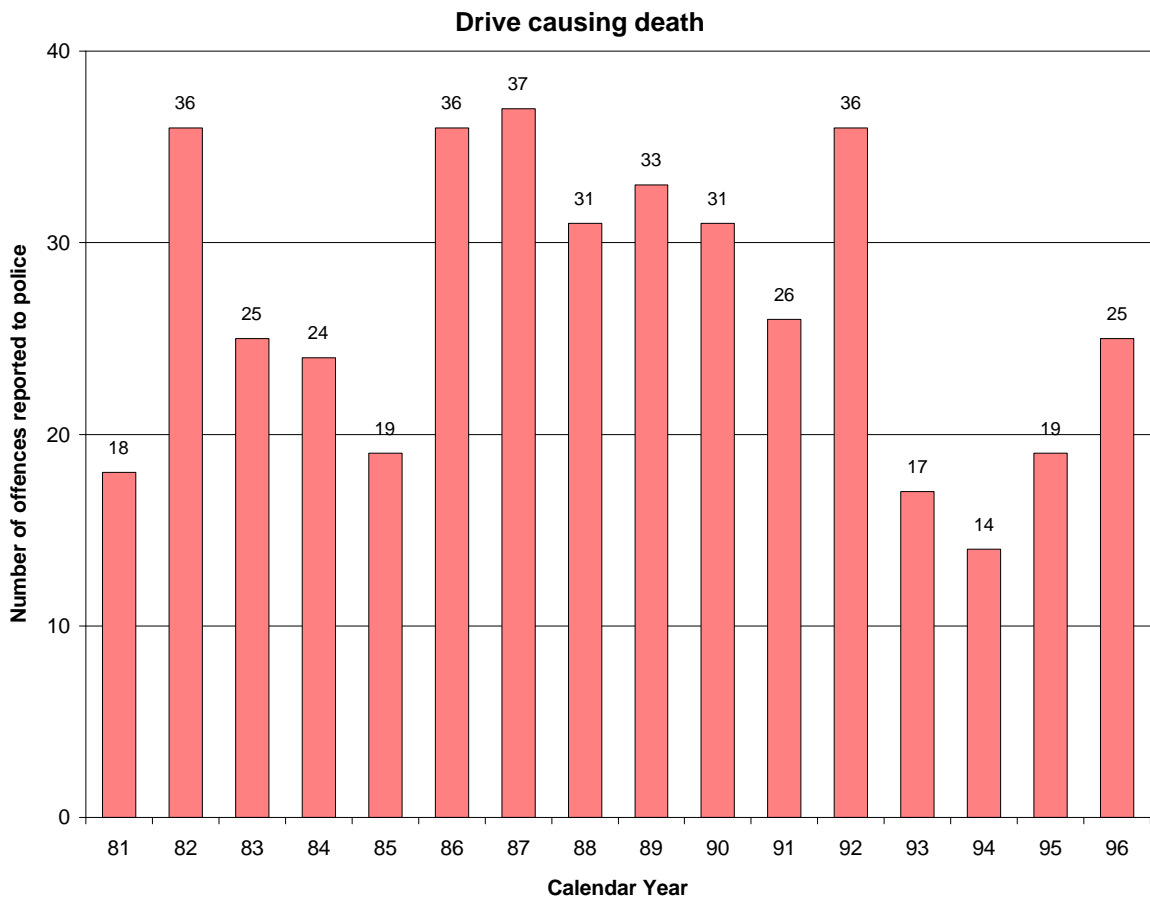
In general, cases involving attempted murder (as the major charge) are finalised in the District or Supreme Courts, hence no Magistrates Court data are presented here.

Manslaughter



Number of offences reported to Police during 1996:	3
Number of charges laid by Police during 1996:	4
Number of cases finalised in the District and Supreme Courts during 1996 involving manslaughter as the major charge:	5
Number of cases found - guilty:	3
guilty of other/lesser offence:	0
acquitted:	1
nolle prosequi/other:	1
Major penalty:	
Immediate imprisonment	80.0%
Suspended imprisonment	20.0%
Good behaviour bond	0.0%
Community service order	0.0%
Driver's licence suspension	0.0%
Fine	0.0%
Other	0.0%
Average Duration of Prison Sentence	90.0 months
Average Non Parole Period	64.5 months

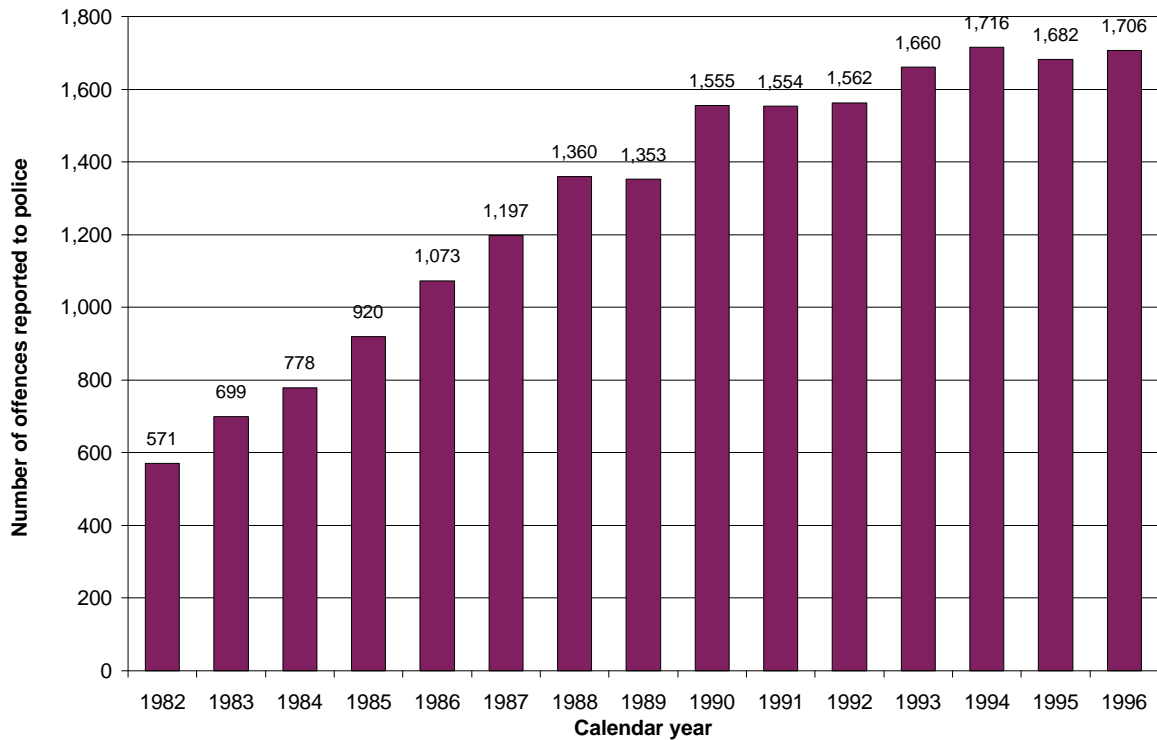
In general, cases involving manslaughter (as the major charge) are finalised in the District or Supreme Courts, hence no Magistrates Court data are presented here.



Number of offences reported to Police during 1996:	25
Number of charges laid by Police during 1996:	47
Number of cases finalised in the District and Supreme Courts during 1996 involving drive causing death as the major charge:	17
Number of cases found - guilty:	11
guilty of other/lessor offence:	4
acquitted:	1
nolle prosequi/other:	1
Major penalty:	
Immediate imprisonment	63.6%
Suspended imprisonment	36.4%
Good behaviour bond	0.0%
Community service order	0.0%
Driver's licence suspension	0.0%
Fine	0.0%
Other	0.0%
Average Duration of Prison Sentence	32.9 months
Average Non Parole Period	12.1 months

In general, cases involving drive cause death (as the major charge) are finalised in the District or Supreme Courts, hence no Magistrates Court data are presented here.

Major Assault



Number of offences reported to Police during 1996: 1,706
 Number of charges laid by Police during 1996: 1,227

Number of cases finalised in the Magistrates Courts during 1996 involving major assault as the major charge: 880
 Number of cases found - guilty: 344

committed to higher court for sentence/ trial: 52
 acquitted: 5
 withdrawn/dismitted/other: 479

Major penalty:

Immediate imprisonment	23.2%
Suspended imprisonment	52.7%
Good behaviour bond	6.1%
Community service order	6.1%
Driver's licence suspension	0.0%
Fine	11.0%
Other	0.0%
No penalty	0.9%

Average duration of prison sentence: 36 weeks
 Average fine (when major penalty) excluding costs and levies: \$400

Number of cases finalised in District and Supreme Courts during 1996 involving major assault as the major charge: 131
 Number of cases found - guilty: 61

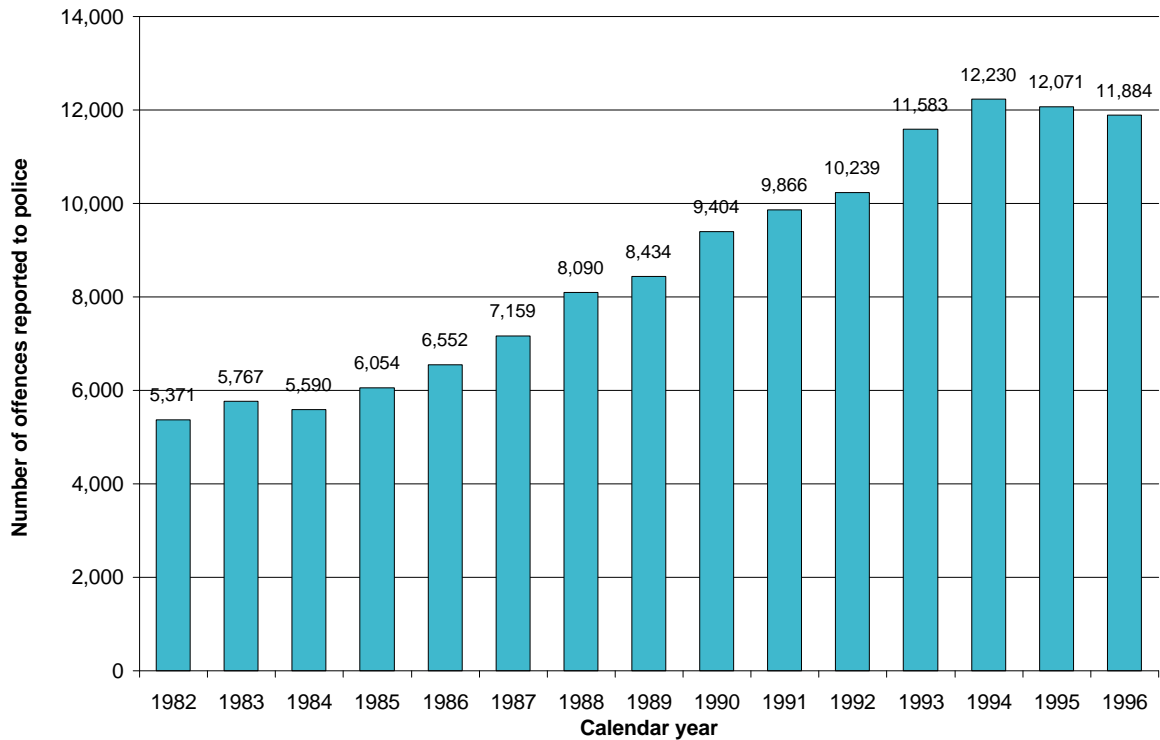
guilty of other/lesser offence: 17
 acquitted: 16
 nolle prosequi/other: 37

Major penalty:

Immediate imprisonment	51.1%
Suspended imprisonment	43.3%
Good behaviour bond	0.0%
Community service order	1.1%
Driver's licence suspension	0.0%
Fine	4.4%
Other	0.0%

Average Duration of Prison Sentence: 38.7 months
 Average Non Parole Period: 26.5 months

Other assault



Number of offences reported to Police during 1996: 11,884
 Number of charges laid by Police during 1996: 6,014

Number of cases finalised in the Magistrates Courts during 1996 involving other assault as the major charge: 3,018
 Number of cases found - guilty: 1,630

committed to higher court for sentence/ trial: 2
 acquitted: 7
 withdrawn/dismitted/other: 1,379

Major penalty:

- Immediate imprisonment 12.3%
- Suspended imprisonment 23.1%
- Good behaviour bond 11.5%
- Community service order 12.3%
- Driver's licence suspension 0.6%
- Fine 36.8%
- Other 0.4%
- No penalty 3.0%

Average duration of prison sentence: 14.1 weeks
 Average fine (when major penalty) excluding costs and levies: \$307

Number of cases finalised in District and Supreme Courts during 1996 involving other assault as the major charge: 12
 Number of cases found - guilty: 7

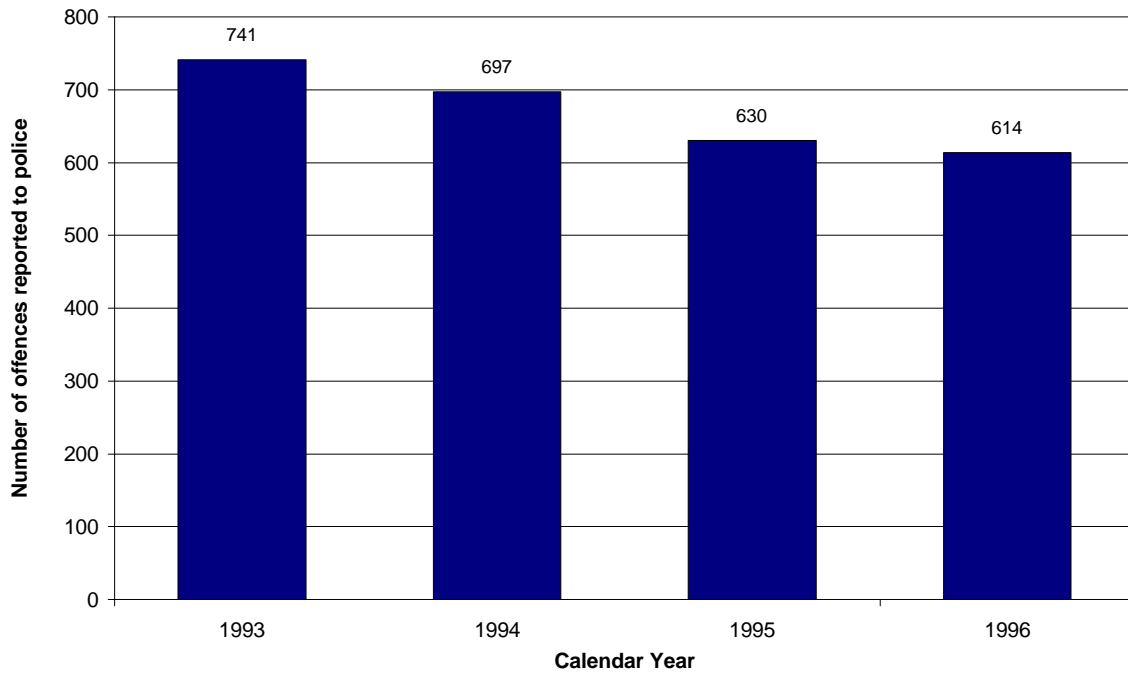
guilty of other/lesser offence: 0
 acquitted: 1
 nolle prosequi/other: 4

Major penalty:

- Immediate imprisonment 17.9%
- Suspended imprisonment 51.3%
- Good behaviour bond 17.9%
- Community service order 7.7%
- Driver's licence suspension 0.0%
- Fine 5.1%
- Other 0.0%

Average Duration of Prison Sentence 5 months
 Average Non Parole Period: 10 months

Rape/Attempted Rape



Number of offences reported to Police during 1996: 614
 Number of charges laid by Police during 1996: 256

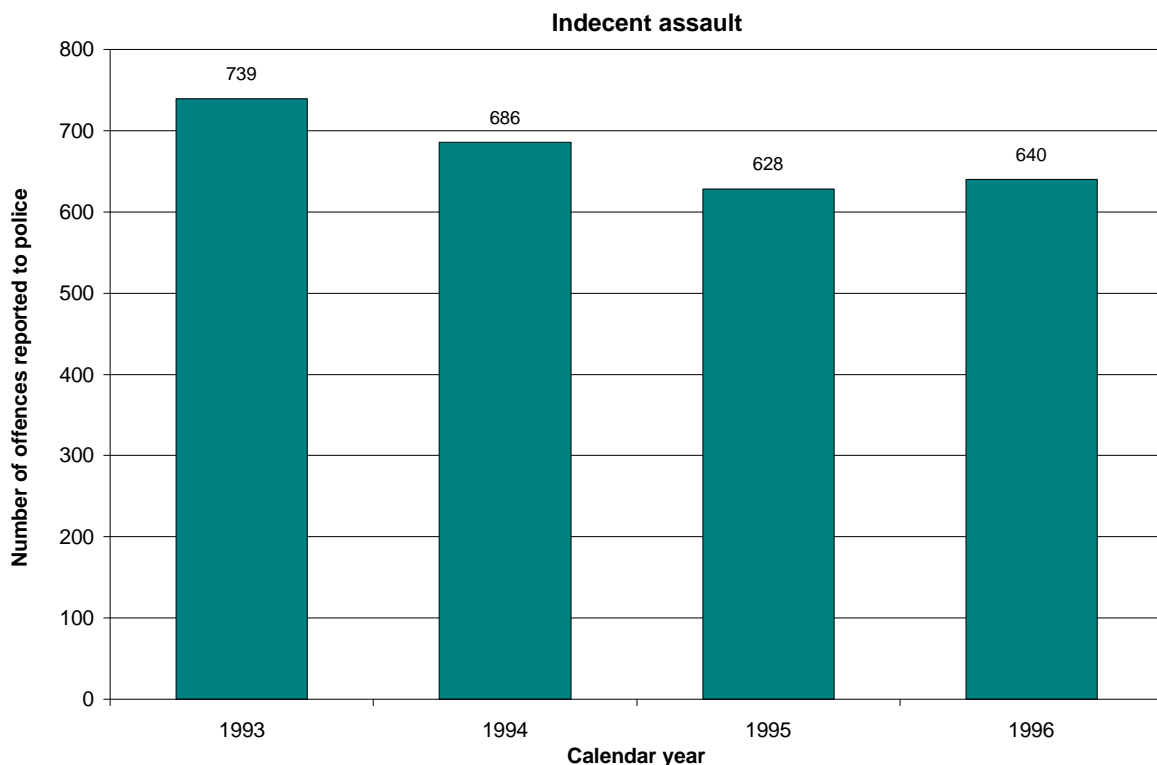
Number of cases finalised in the Magistrates Courts during 1996 involving rape as the major charge: 128
 Number of cases found - guilty: 0
 committed to higher court for sentence/ trial: 56
 acquitted: 0
 withdrawn/dissmissed/other: 72

Number of cases finalised in District and Supreme Courts during 1996 involving rape as the major charge: 77
 Number of cases found - guilty: 19
 guilty of other/lesser offence: 9
 acquitted: 30
 nolle prosequi/other: 19

Major penalty: Immediate imprisonment 13.7%
 Suspended imprisonment 38.5%
 Good behaviour bond 7.7%
 Community service order 3.3%
 Driver's licence suspension 0.0%
 Fine 36.8%
 Other 0.0%

Average Duration of Prison Sentence 67.9 months
 Average Non Parole Period: 40.5 months

The counting rules used to calculate the number of sexual offences reported to Police changed in 1993, thus comparisons prior to this date are not possible.



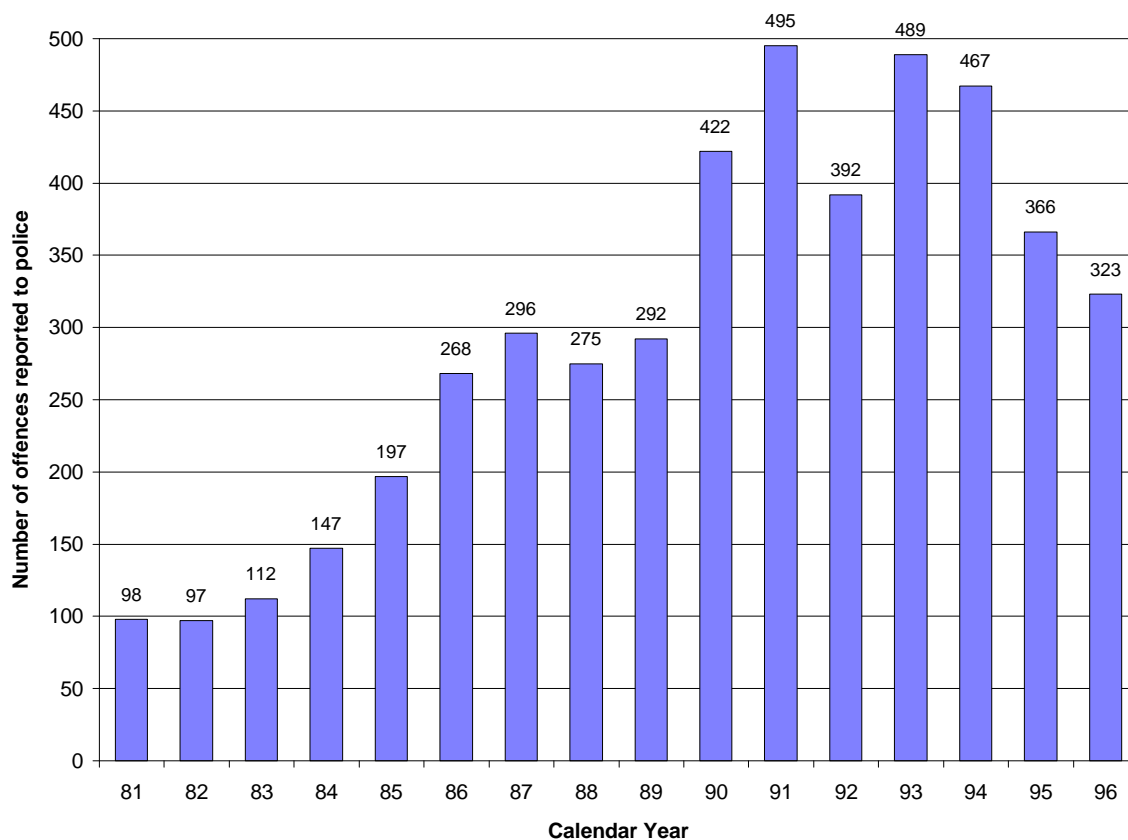
Number of offences reported to Police during 1996:	640
Number of charges laid by Police during 1996:	317

Number of cases finalised in the Magistrates Courts during 1996 involving indecent assault as the major charge:	152
Number of cases found - guilty:	41
committed to higher court for sentence/ trial:	21
acquitted:	2
withdrawn/dismissed/other:	88
Major penalty:	
Immediate imprisonment	30.8%
Suspended imprisonment	53.8%
Good behaviour bond	10.3%
Community service order	2.6%
Driver's licence suspension	0.0%
Fine	2.6%
Other	0.0%
No penalty	0.0%
Average duration of prison sentence:	51.8 weeks
Average fine (when major penalty) excluding costs and levies:	\$1,000

Number of cases finalised in District and Supreme Courts during 1996 involving indecent assault as the major charge:	41
Number of cases found - guilty:	17
guilty of other/lesser offence:	1
acquitted:	5
nolle prosequi/other:	18
Major penalty:	
Immediate imprisonment	64.0%
Suspended imprisonment	28.0%
Good behaviour bond	4.0%
Community service order	0.0%
Driver's licence suspension	0.0%
Fine	4.0%
Other	0.0%
Average Duration of Prison Sentence	27.7 months
Average Non Parole Period:	17.3 months

The counting rules used to calculate the number of sexual offences reported to Police changed in 1993, thus comparisons prior to this date are not possible.

Armed Robbery



Number of offences reported to Police during 1996:	323
Number of charges laid by Police during 1996:	111

Number of cases finalised in the District and Supreme Courts during 1996 involving armed robbery as the major charge:	43
---	----

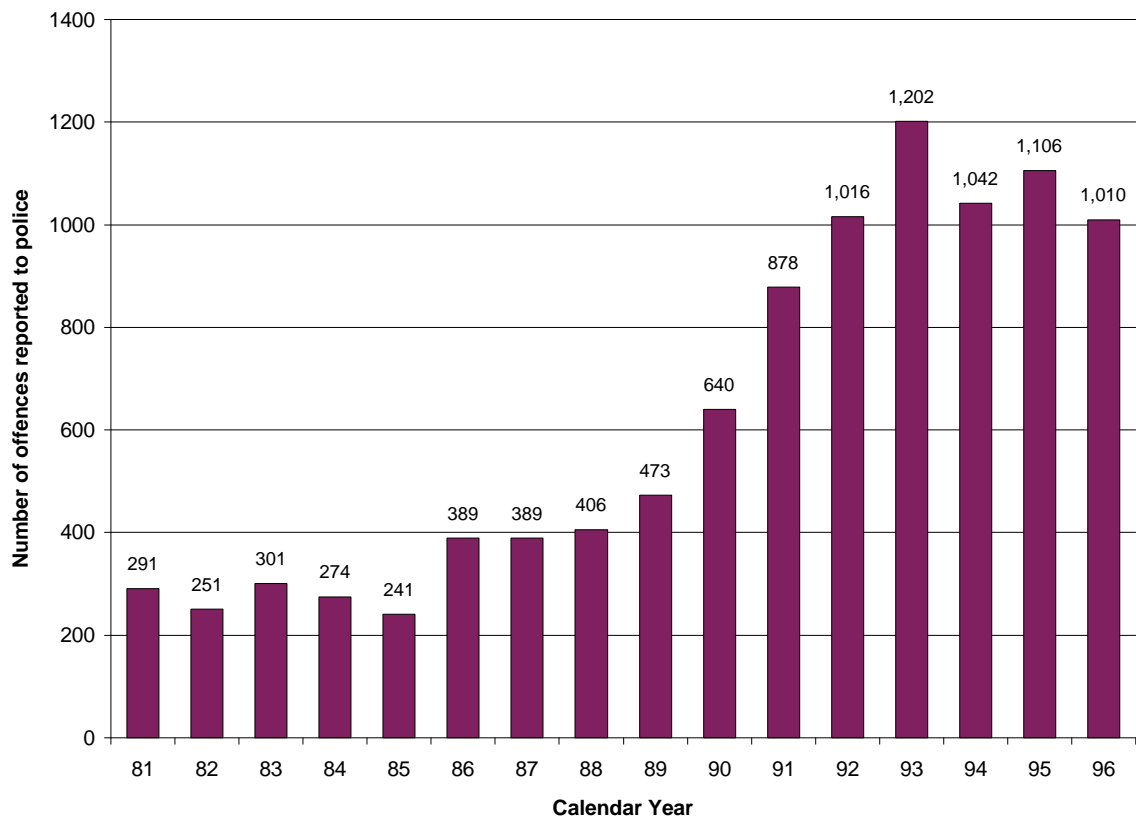
Number of cases found - guilty:	34
guilty of other/lesser offence:	4
acquitted:	2
nolle prosequi/other:	3

Major penalty:	Immediate imprisonment	94.4%
	Suspended imprisonment	5.6%
	Good behaviour bond	0.0%
	Community service order	0.0%
	Driver's licence suspension	0.0%
	Fine	0.0%
	Other	0.0%

Average Duration of Prison Sentence	71.9 months
Average Non Parole Period	46.8 months

In general, cases involving armed robbery (as the major charge) are finalised in the District or Supreme Courts, hence no Magistrates Court data are presented here.

Unarmed Robbery



Number of offences reported to Police during 1996: 1,010
 Number of charges laid by Police during 1996: 374

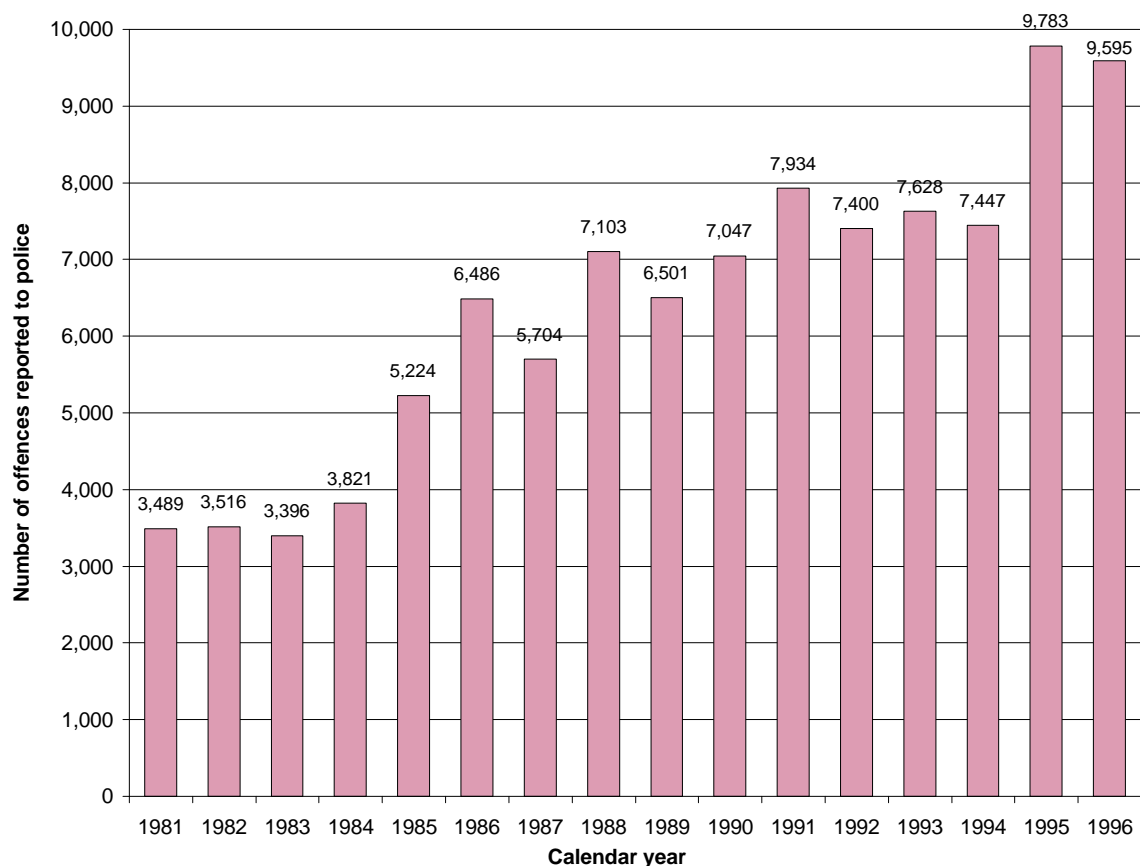
Number of cases finalised in the District and Supreme Courts during 1996 involving unarmed robbery as the major charge: 84
 Number of cases found - guilty: 48
 guilty of other/lesser offence: 14
 acquitted: 2
 nolle prosequi/other: 20

Major penalty: Immediate imprisonment 66.7%
 Suspended imprisonment 29.6%
 Good behaviour bond 3.7%
 Community service order 0.0%
 Driver's licence suspension 0.0%
 Fine 0.0%
 Other 0.0%

Average Duration of Prison Sentence 37.5 months
 Average Non Parole Period 26.1 months

In general, cases involving unarmed robbery (as the major charge) are finalised in the District Supreme Courts, hence no Magistrates Court data are presented here.

Fraud and misappropriation



Number of offences reported to Police during 1996: 9,595
 Number of charges laid by Police during 1996: 5,955

Number of cases finalised in the Magistrates Courts during 1996 involving fraud or misappropriation as the major charge: 1,029

Number of cases found - guilty: 748
 committed to higher court for sentence/ trial : 22
 acquitted: 1
 withdrawn/dismissed/other: 258

Major penalty: Immediate imprisonment 12.2%
 Suspended imprisonment 48.6%
 Good behaviour bond 7.9%
 Community service order 8.4%
 Fine 19.5%
 Other 3.5%

Average Duration of Prison Sentence 41 weeks
 Average Fine (when major penalty) excluding costs and levies \$452

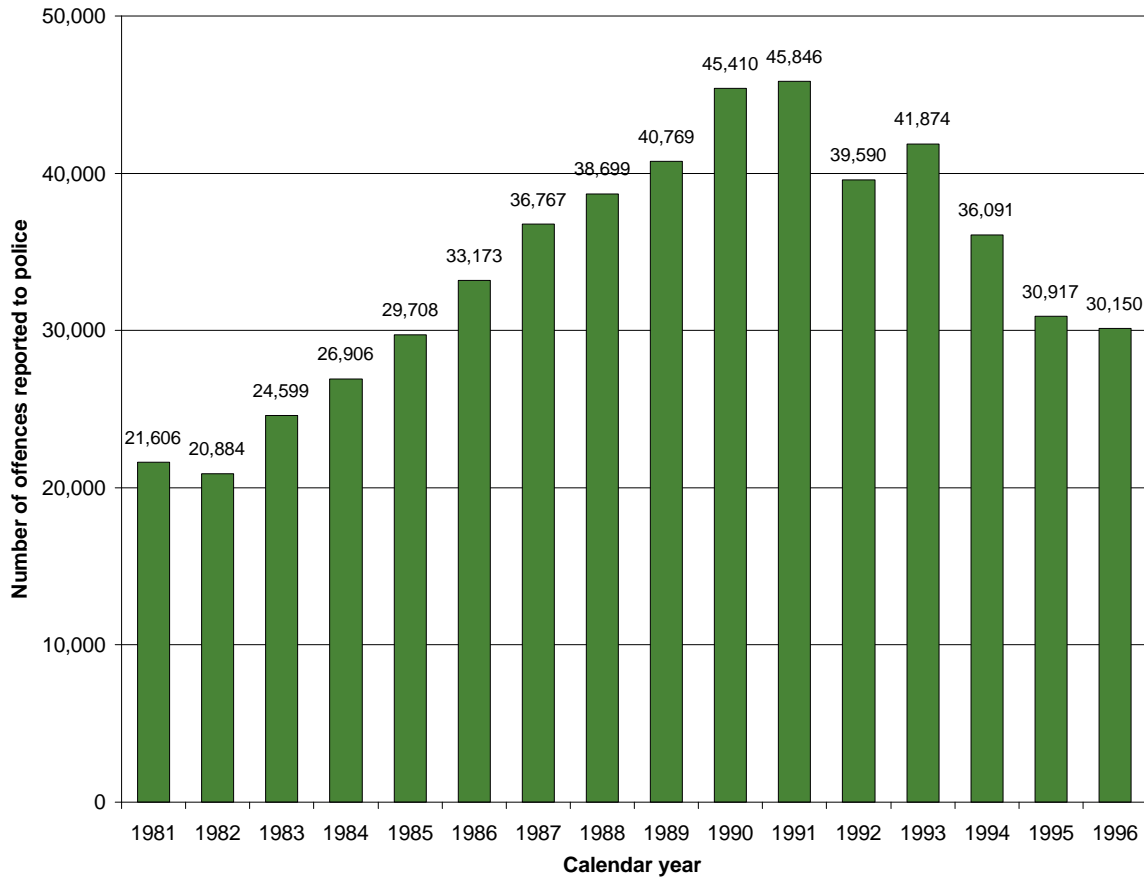
Number of cases finalised in District and Supreme Courts during 1996 involving fraud or misappropriation as the major charge: 35

Number of cases found - guilty: 20
 guilty of other/lessor offence: 3
 acquitted: 2
 nolle prosequi/other: 10

Major penalty: Immediate imprisonment 69.6%
 Suspended imprisonment 21.7%
 Good behaviour bond 4.3%
 Community service order 0.0%
 Driver's licence suspension 0.0%
 Fine 0.0%
 Other 4.3%

Average Duration of Prison Sentence: 50.9 months
 Average Non Parole Period: 36.0 months

Break and enter offences

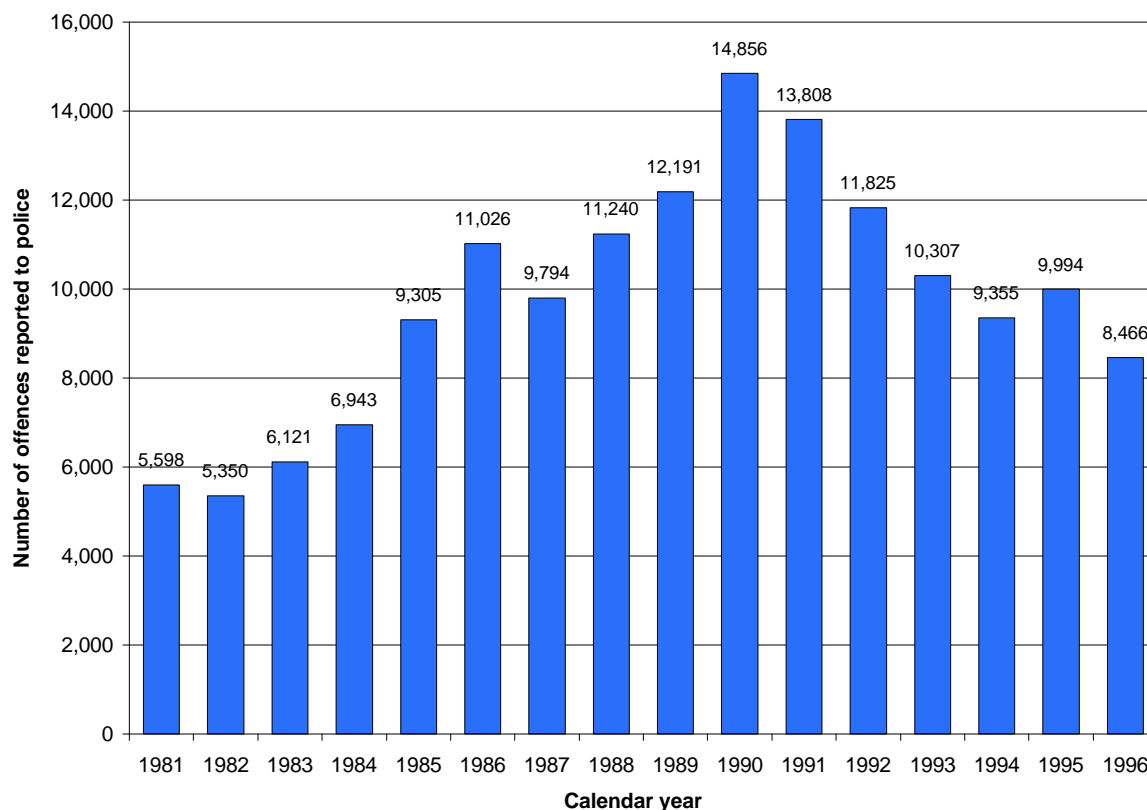


Number of offences reported to Police during 1996: 30,150
 Number of charges laid by Police during 1996: 3,308

Number of cases finalised in the Magistrates Courts during 1996 involving break and enter as the major charge: 1,085
 Number of cases found - guilty: 560
 committed to higher court for sentence/ trial: 54
 acquitted: 1
 withdrawn/dismitted/other: 470
 Major penalty: Immediate imprisonment 41.4%
 Suspended imprisonment 45.6%
 Good behaviour bond 2.7%
 Community service order 7.7%
 Fine 1.6%
 Average Duration of Prison Sentence 56 weeks

Number of cases finalised in District and Supreme Courts during 1996 involving break and enter as the major charge: 90
 Number of cases found - guilty: 54
 guilty of other/lesser offence: 9
 acquitted: 7
 nolle prosequi/other: 20
 Major penalty: Immediate imprisonment 61.8%
 Suspended imprisonment 32.7%
 Good behaviour bond 1.8%
 Community service order 0.0%
 Driver's licence suspension 0.0%
 Fine 0.0%
 Other 3.6%
 Average Duration of Prison Sentence 34.3 months
 Average Non Parole Period: 24.2 months

Larceny/illegal use of a motor vehicle

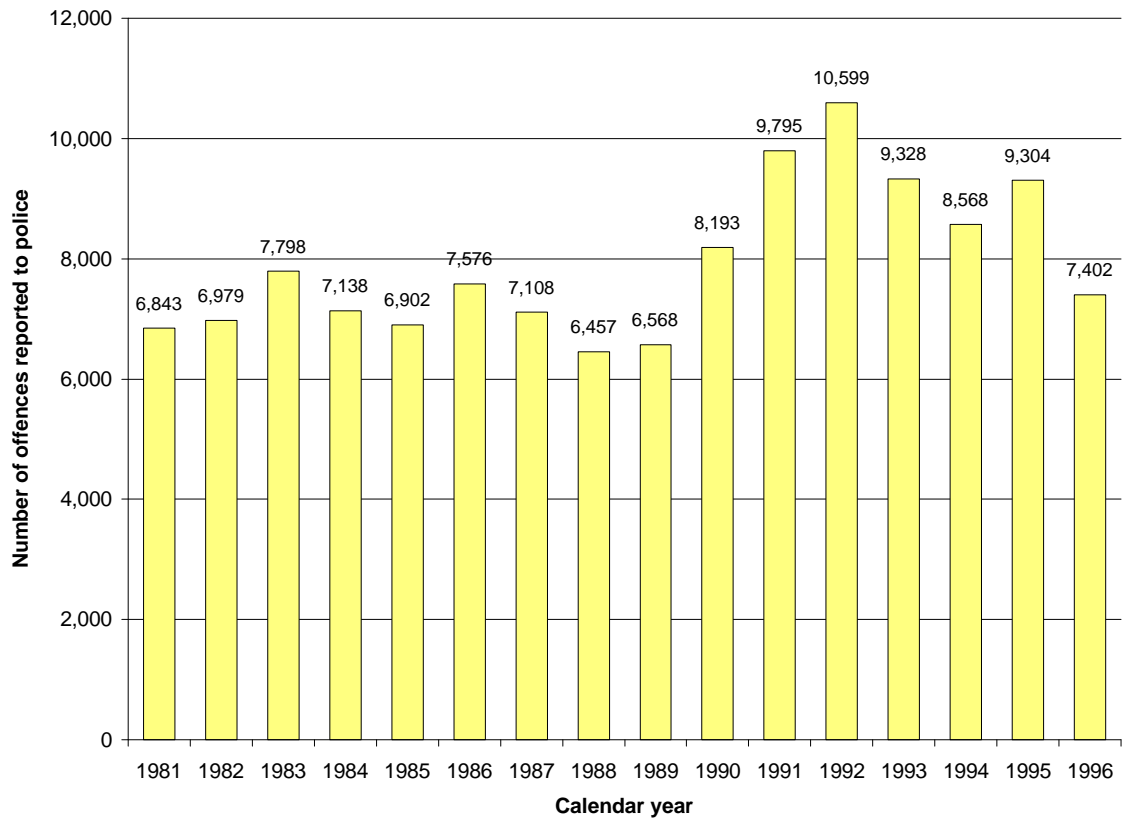


Number of offences reported to Police during 1996: 8,466
 Number of charges laid by Police during 1996: 1,278

Number of cases finalised in the Magistrates Courts during 1996 involving motor vehicle theft as the major charge: 365
 Number of cases found - guilty: 222
 committed to higher court for sentence/ trial : 1
 acquitted: 0
 withdrawn/dismitted/other: 142
 Major penalty: Immediate imprisonment 47.9%
 Suspended imprisonment 22.0%
 Good behaviour bond 3.4%
 Community service order 10.6%
 Driver's licence suspension 10.6%
 Fine 4.2%
 Other 1.3%
 Average Duration of Prison Sentence 27 weeks

In general, cases involving vehicle theft (as the major charge) are finalised in the Magistrates Courts, hence no higher Court data are presented here.

Shop Theft



Number of offences reported to Police during 1996: 7,402
 Number of charges laid by Police during 1996: 4,668

Number of cases finalised in the Magistrates Courts during 1996 involving shop theft as the major charge: 2,113

Number of cases found - guilty: 1,854
 committed to higher court for sentence/ trial : 0
 acquitted: 1
 withdrawn/dismitted/other: 258

Major penalty:

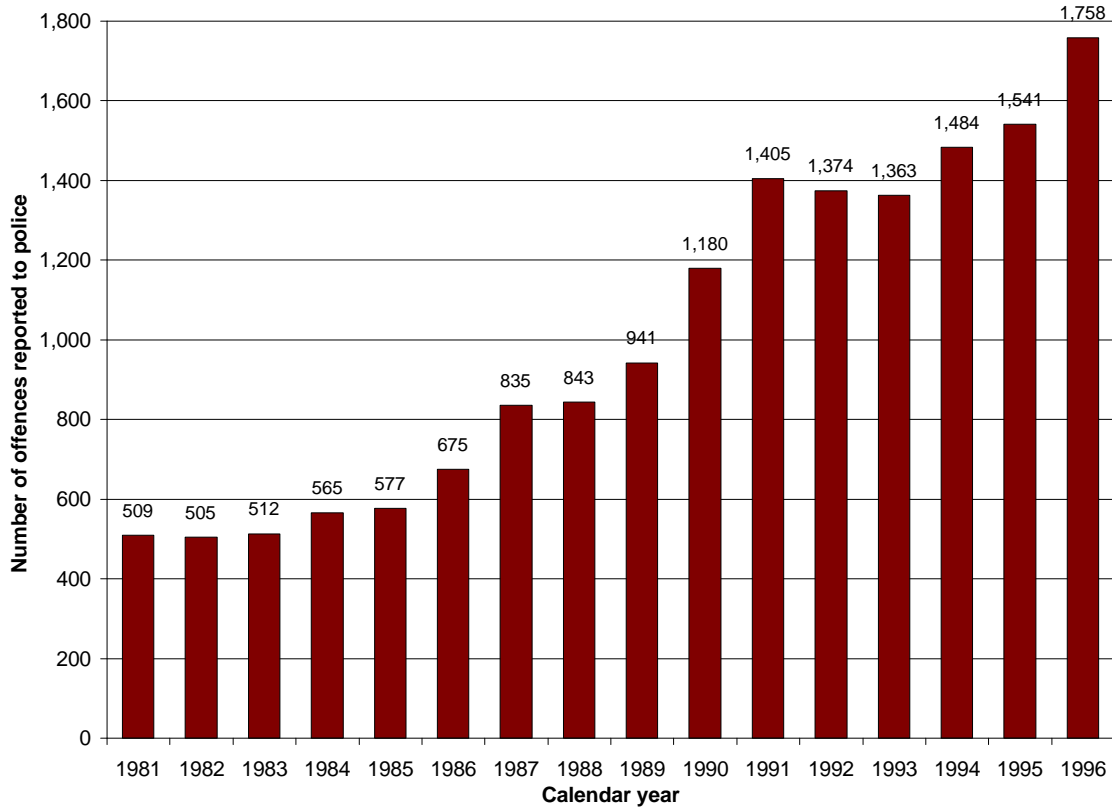
Immediate imprisonment	4.1%
Suspended imprisonment	13.1%
Good behaviour bond	13.3%
Community service order	10.8%
Driver's licence suspension	0.0%
Fine	52.2%
Other	0.2%
No penalty	6.3%

Average Duration of Prison Sentence 17 weeks

Average Fine (when major penalty) excluding costs and levies \$181

In general, cases involving shop theft (as the major charge) are finalised in the Magistrates Courts, hence no higher Court data are presented here.

Property Damage (arson)



Number of offences reported to Police during 1996: 1,758
 Number of charges laid by Police during 1996: 240

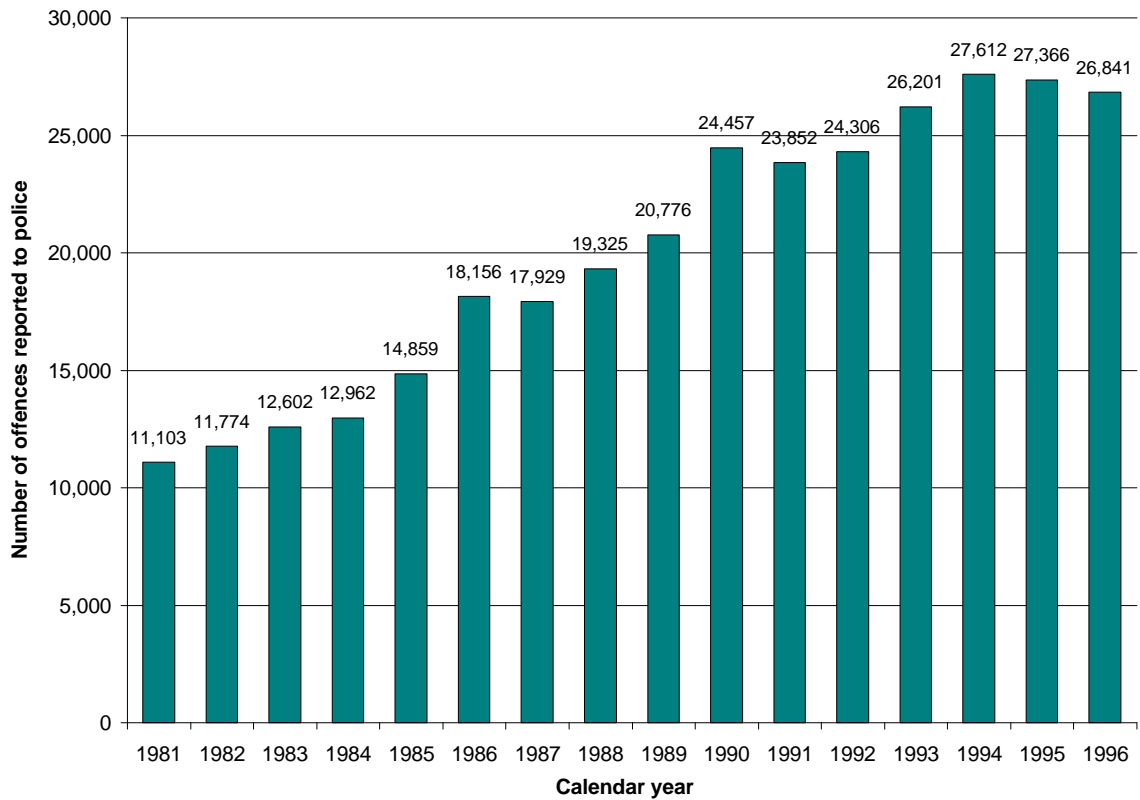
Number of cases finalised in the Magistrates Courts during 1996 involving arson as the major charge: 35
 Number of cases found - guilty: 18
 committed to higher court for sentence/ trial : 7
 acquitted: 0
 withdrawn/dismitted/other: 10
 Major penalty: Immediate imprisonment 11.1%
 Suspended imprisonment 38.9%
 Good behaviour bond 5.6%
 Community service order 11.1%
 Fine 16.7%
 Other 16.7%

Average Duration of Prison Sentence 43 weeks
 Average Fine (when major penalty) excluding costs and levies \$250

Number of cases finalised in District and Supreme Courts during 1996 involving arson as the major charge: 10
 Number of cases found - guilty: 7
 guilty of other/lesser offence: 0
 acquitted: 1
 nolle prosequi/other: 2
 Major penalty: Immediate imprisonment 66.7%
 Suspended imprisonment 33.3%
 Good behaviour bond 0.0%
 Community service order 0.0%
 Driver's licence suspension 0.0%
 Fine 0.0%
 Other 0.0%

Average Duration of Prison Sentence 36.8 months
 Average Non Parole Period: 24.7 months

Property Damage (not arson)

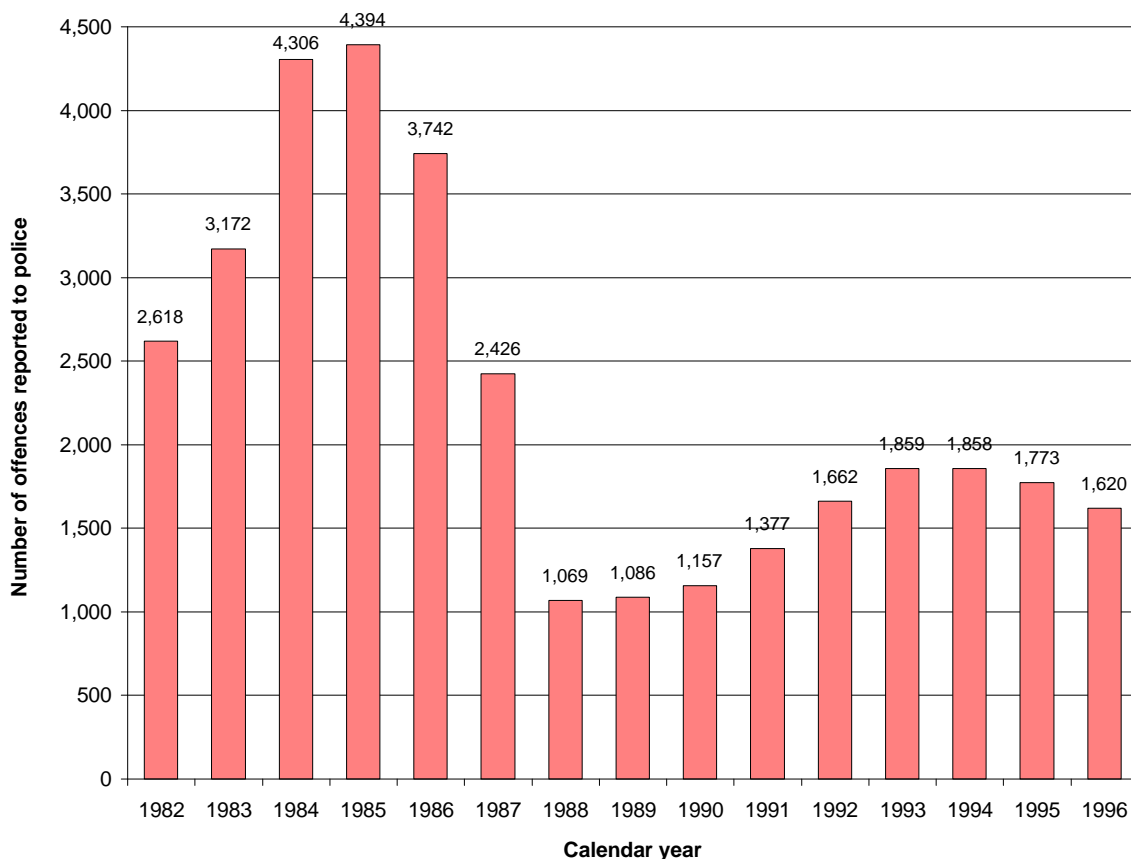


Number of offences reported to Police during 1996: 26,841
 Number of charges laid by Police during 1996: 4,291

Number of cases finalised in the Magistrates Courts during 1996 involving property damage (not arson) as the major charge: 1,466
 Number of cases found - guilty: 1,048
 committed to higher court for sentence/ trial : 3
 acquitted: 2
 withdrawn/dismissed/other: 413
 Major penalty: Immediate imprisonment 5.0%
 Suspended imprisonment 8.9%
 Good behaviour bond 7.3%
 Community service order 12.6%
 Fine 48.2%
 Other 17.9%
 Average Duration of Prison Sentence 15 weeks
 Average Fine (when major penalty) excluding costs and levies \$194

Number of cases finalised in District and Supreme Courts during 1996 involving property damage (not arson) as the major charge: 12
 Number of cases found - guilty: 9
 guilty of other/lesser offence: 0
 acquitted: 1
 nolle prosequi/other: 2
 Major penalty: Immediate imprisonment 28.6%
 Suspended imprisonment 28.6%
 Good behaviour bond 7.1%
 Community service order 0.0%
 Driver's licence suspension 0.0%
 Fine 28.6%
 Other 7.1%
 Average Duration of Prison Sentence 12.0 months
 Average Non Parole Period: 7.3 months

Use/possess for use drugs



Number of offences reported to Police during 1996: 1,620
 Number of charges laid by Police during 1996: 1,621

Number of cases finalised in the Magistrates Courts during 1996 involving use/possess for use drugs as the major charge: 3,454
 Number of cases found - guilty: 3,034
 committed to higher court for sentence/ trial: 3
 acquitted: 0
 withdrawn/dismitted/other: 417

Major penalty:

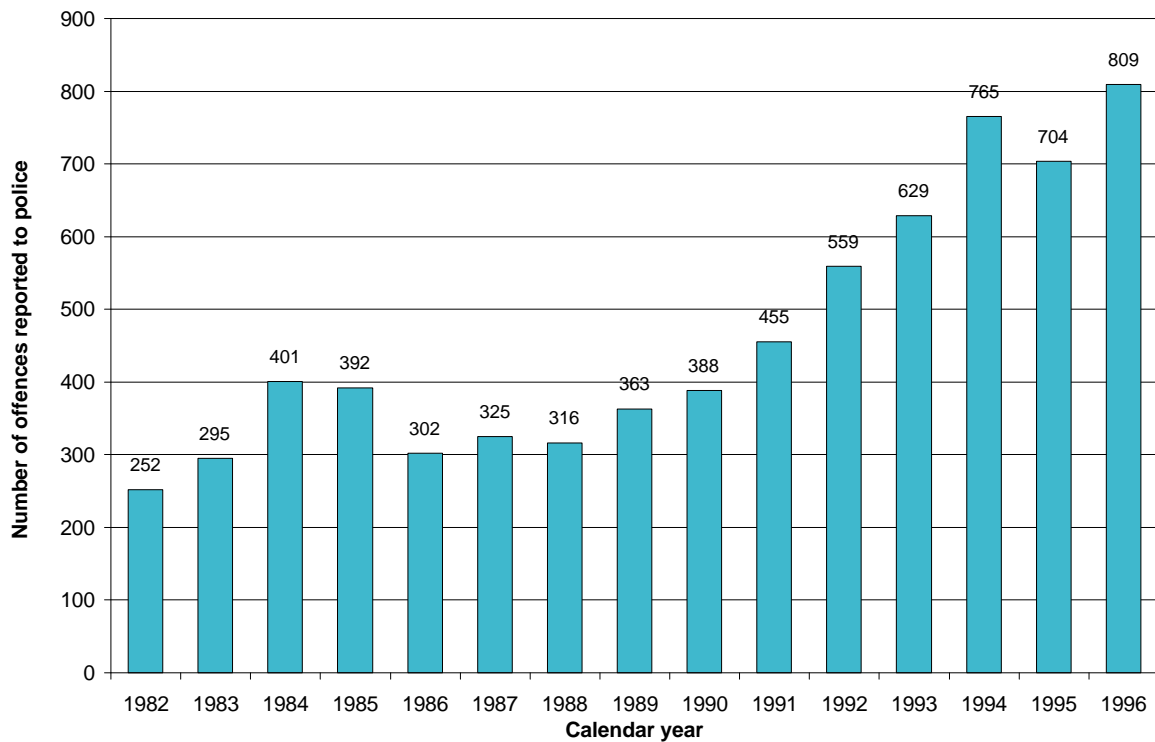
Immediate imprisonment	0.0%
Suspended imprisonment	0.1%
Good behaviour bond	0.1%
Community service order	0.0%
Driver's licence suspension	0.0%
Fine	99.4%
Other	0.2%
No penalty	0.2%

Average duration of prison sentence: 8 weeks
 Average fine (when major penalty) excluding costs and levies: \$79

The large number of cases finalised in the Magistrates Court compared to the number of offences cleared by police may be the result of individuals not paying their cannabis expiation notices and thereby having the matter refer to court.

The decline in reported offences during 1987 and 1988 is a result of the introduction of cannabis expiation notices on April 30th 1987. These notices, which can only be issued to individuals aged 18 years or older, are not recorded as reported offences.

Sell/possess for sale drugs

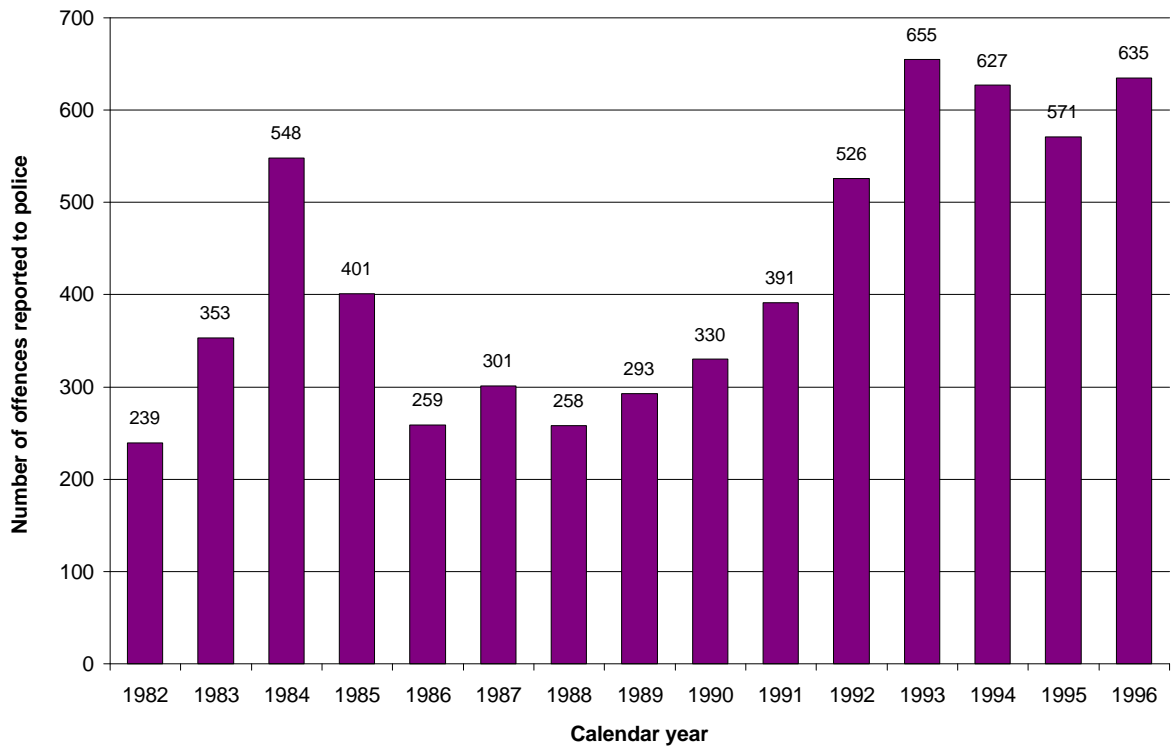


Number of offences reported to Police during 1996: 809
 Number of charges laid by Police during 1996: 812

Number of cases finalised in the Magistrates Courts during 1996 involving sell/possess for sale drugs as the major charge: 511
 Number of cases found - guilty: 207
 committed to higher court for sentence/ trial: 96
 acquitted: 0
 withdrawn/dismitted/other: 208
 Major penalty:
 Immediate imprisonment 1.8%
 Suspended imprisonment 11.7%
 Good behaviour bond 0.0%
 Community service order 5.3%
 Driver's licence suspension 0.0%
 Fine 78.9%
 Other 0.0%
 No penalty 2.3%
 Average duration of prison sentence: 26 weeks
 Average fine (when major penalty) excluding costs and levies: \$409

Number of cases finalised in District and Supreme Courts during 1996 involving sell/possess for sale drugs as the major charge: 113
 Number of cases found - guilty: 81
 guilty of other/lesser offence: 19
 acquitted: 4
 nolle prosequi/other: 9
 Major penalty:
 Immediate imprisonment 50.6%
 Suspended imprisonment 34.1%
 Good behaviour bond 2.4%
 Community service order 2.4%
 Driver's licence suspension 0.0%
 Fine 10.6%
 Other 0.0%
 Average Duration of Prison Sentence 39.7 months
 Average Non Parole Period: 22.8 months

Make/grow drugs



Number of offences reported to Police during 1996: 635
 Number of charges laid by Police during 1996: 635

Number of cases finalised in the Magistrates Courts during 1996 involving make/grow drugs as the major charge: 1,871

Number of cases found - guilty: 1,596
 committed to higher court for sentence/ trial: 123
 acquitted: 0
 withdrawn/discharged/other: 152

Major penalty:

Immediate imprisonment	0.1%
Suspended imprisonment	0.3%
Good behaviour bond	0.1%
Community service order	0.7%
Driver's licence suspension	0.0%
Fine	98.8%
Other	0.1%
No penalty	0.0%

Average duration of prison sentence: 8 weeks
 Average fine (when major penalty) excluding costs and levies: \$195

Number of cases finalised in District and Supreme Courts during 1996 involving make/grow drugs as the major charge: 189

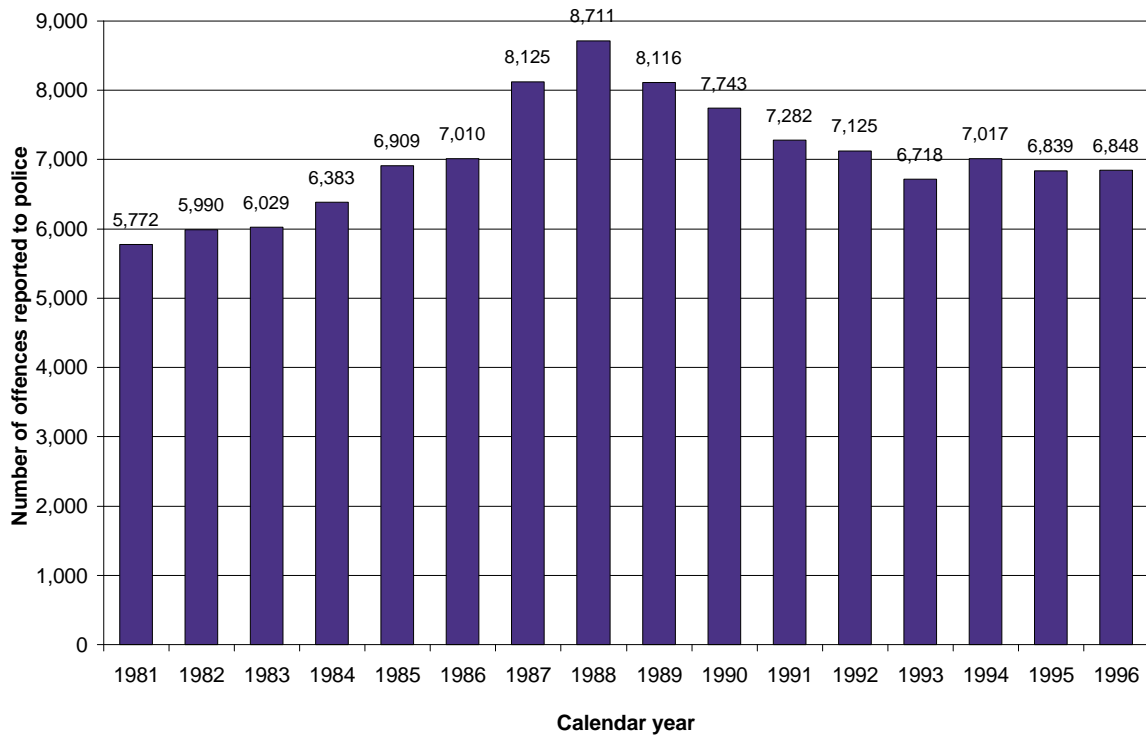
Number of cases found - guilty: 177
 guilty of other/lesser offence: 2
 acquitted: 1
 nolle prosequi/other: 9

Major penalty:

Immediate imprisonment	13.7%
Suspended imprisonment	38.5%
Good behaviour bond	7.7%
Community service order	3.3%
Driver's licence suspension	0.0%
Fine	36.8%
Other	0.0%

Average Duration of Prison Sentence: 29.6 months
 Average Non Parole Period: 15.2 months

Drink Driving Offences



Number of drink driving offences reported to Police during 1996: 6,848
 Number of drink driving charges laid by Police during 1996: 6,851

Number of cases finalised in the Magistrates Courts during 1996 involving drink driving as the major charge: 5,903
 Number of cases found - guilty: 5,525
 committed to higher court for sentence/ trial : 0
 acquitted: 1
 withdrawn/dismissed/other: 377

Major penalty:

Immediate imprisonment	0.3%
Suspended imprisonment	0.2%
Good behaviour bond	0.0%
Community service order	0.3%
Driver's licence suspension	89.7%
Fine	9.4%
Other	0.0%
No penalty	6.3%

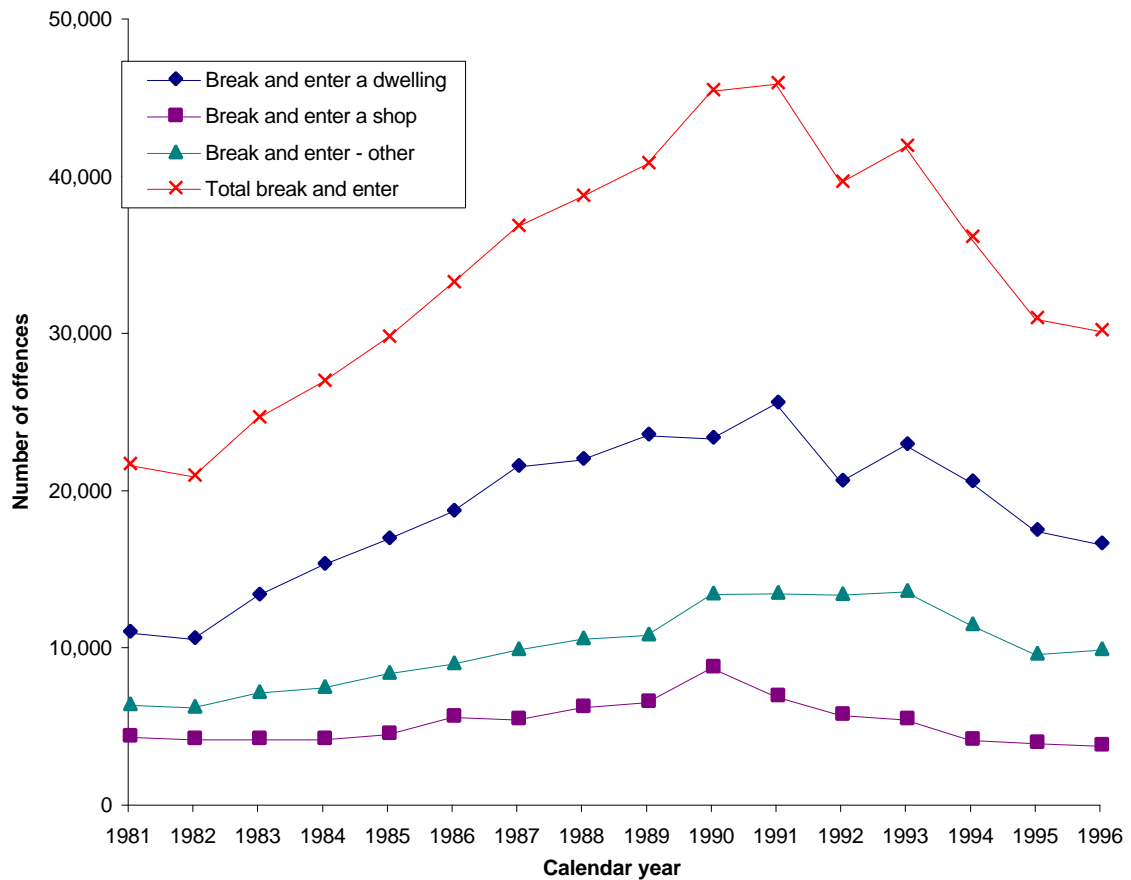
Average Duration of Prison Sentence 8 weeks
 Average Fine (when major penalty) excluding costs and levies \$181

In general, all cases involving drink driving as the major charged are dealt with in the Magistrates Court.

In general, cases involving manslaughter (as the major charge) are finalised in the District or Supreme Courts.

Number of offences reported to Police during 1996:	23
Number of offences cleared by Police during 1996:	45
Number of cases finalised in the District and Supreme Courts during 1996 involving murder as the major charge:	17
Number of cases found - guilty:	13
guilty of other/lesser offence:	2
acquitted:	1
nolle prosequi/other:	1
Major penalty: Immediate imprisonment	100.0%
Suspended imprisonment	0.0%
Good behaviour bond	0.0%
Community service order	0.0%
Driver's licence suspension	0.0%
Fine	0.0%
Other	0.0%
Average Duration of Prison Sentence	Life
Average Non Parole Period	240.5 months

Break and enter offences



Number of offences reported to Police during 1996: 30,150
 Number of offences cleared by Police during 1996: 3,308

Number of cases finalised in the Magistrates Courts during 1996 involving break and enter as the major charge: 1,085
 Number of cases found - guilty: 560
 committed to higher court for sentence/ trial: 54
 acquitted: 1
 withdrawn/dismissed/other: 470

Major penalty: Immediate imprisonment 41.4%
 Suspended imprisonment 45.6%
 Good behaviour bond 2.7%
 Community service order 7.7%
 Fine 1.6%
 Average Duration of Prison Sentence 56 weeks

Number of cases finalised in District and Supreme Courts during 1996 involving break and enter as the major charge: 90
 Number of cases found - guilty as charged: 54
 guilty of other/lesser offence: 9
 acquitted: 7
 nolle prosequi/other: 20

Major penalty: Immediate imprisonment 61.8%
 Suspended imprisonment 32.7%
 Good behaviour bond 1.8%
 Community service order 0.0%
 Driver's licence suspension 0.0%
 Fine 0.0%
 Other 3.6%

Average Duration of Prison Sentence 34.3 months
 Average Non Parole Period: 24.2 months

Number of offences reported to Police during 1996:	30,150
Number of offences cleared by Police during 1996:	3,308
Number of cases finalised in the Magistrates Courts during 1996 involving break and enter as the major charge:	1,085
Number of cases found - guilty:	560
committed to higher court for sentence/ trial:	54
acquitted:	1
withdrawn/dismitted/other:	470
Major penalty: Immediate imprisonment	41.4%
Suspended imprisonment	45.6%
Good behaviour bond	2.7%
Community service order	7.7%
Fine	1.6%
Average Duration of Prison Sentence	56 weeks
Number of cases finalised in District and Supreme Courts during 1996 involving break and enter as the major charge:	90
Number of cases found - guilty as charged:	54
guilty of other/lesser offence:	9
acquitted:	7
nolle prosequi/other:	20
Major penalty: Immediate imprisonment	61.8%
Suspended imprisonment	32.7%
Good behaviour bond	1.8%
Community service order	0.0%
Driver's licence suspension	0.0%
Fine	0.0%
Other	3.6%
Average Duration of Prison Sentence	34.3 months
Average Non Parole Period:	24.2 months

Number of offences reported to Police during 1996:	25
Number of offences cleared by Police during 1996:	47
Number of cases finalised in District and Supreme Courts during 1996 involving drive causing death as the major charge:	17
Number of cases found - guilty as charged:	11
guilty of other/lessor offence:	4
acquitted:	1
nolle prosequi/other:	1
Major penalty: Immediate imprisonment	63.6%
Suspended imprisonment	36.4%
Average Duration of Prison Sentence	32.9 months
Average Non Parole Period:	12.1 months

Number of offences reported to Police during 1996:	25
Number of offences cleared by Police during 1996:	47
Number of cases finalised in the District and Supreme Courts during 1996 involving drive causing death as the major charge:	17
Number of cases found - guilty:	11
guilty of other/lessor offence:	4
acquitted:	1
nollee prosequi/other:	1
Major penalty: Immediate imprisonment	63.6%
Suspended imprisonment	36.4%
Good behaviour bond	0.0%
Community Service Order	0.0%
Driver's licence suspension	0.0%
Fine	0.0%
Other	0.0%
Average Duration of Prison Sentence	32.9 months
Average Non Parole Period	12.1 months

Number of offences reported to Police during 1996:	7,402
Number of offences cleared by Police during 1996:	4,668
Number of cases finalised in the Magistrates Courts during 1996 involving shop theft as the major charge:	2,113
Number of cases found - guilty:	1,854
committed to higher court for sentence/ trial :	0
acquitted:	1
withdrawn/dismitted/other:	258
Major penalty: Immediate imprisonment	4.1%
Suspended imprisonment	13.1%
Good behaviour bond	13.3%
Community service order	10.8%
Driver's licence suspension	0.0%
Fine	52.2%
Other	0.2%
No penalty	6.3%
Average Duration of Prison Sentence	17 weeks
Average Fine (when major penalty) excluding costs and levies	\$181

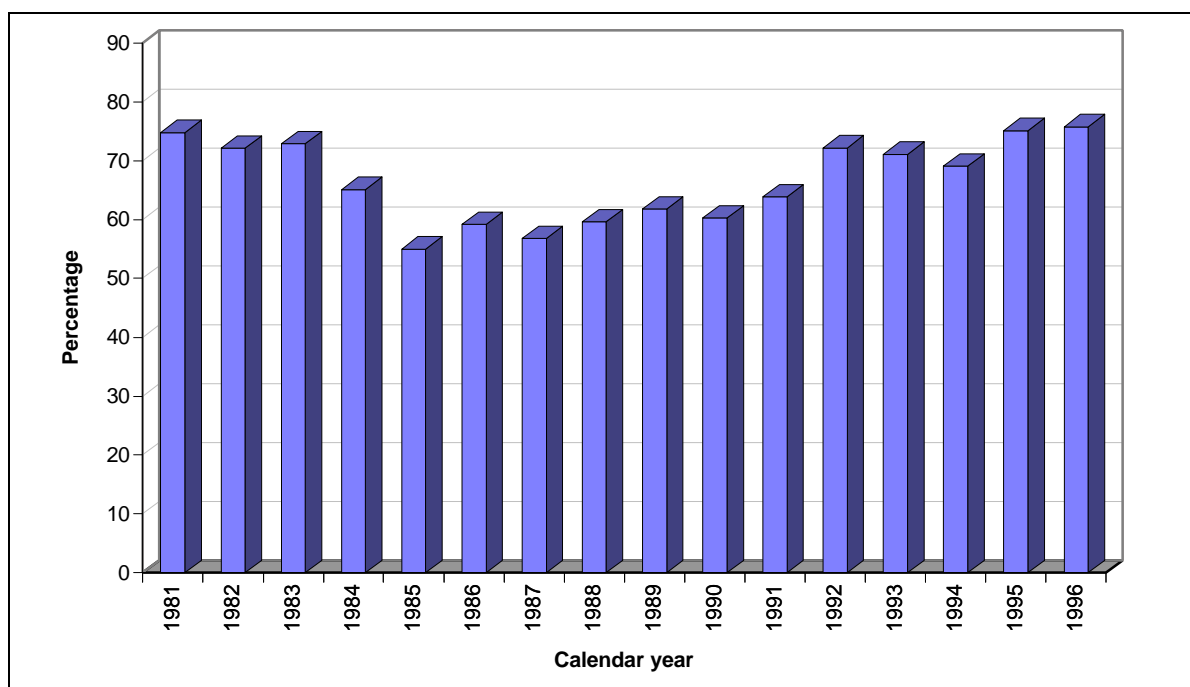
Number of offences reported to Police during 1996:	1,758
Number of offences cleared by Police during 1996:	240
Number of cases finalised in the Magistrates Courts during 1996 involving arson as the major charge:	35
Number of cases found - guilty:	18
committed to higher court for sentence/ trial :	7
acquitted:	0
withdrawn/dismitted/other:	10
Major penalty: Immediate imprisonment	11.1%
Suspended imprisonment	38.9%
Good behaviour bond	5.6%
Community service order	11.1%
Fine	16.7%
Other	16.7%
Average Duration of Prison Sentence	43 weeks
Average Fine (when major penalty) excluding costs and levies	\$250
Number of cases finalised in District and Supreme Courts during 1996 involving arson as the major charge:	10
Number of cases found - guilty as charged:	7
guilty of other/lessor offence:	0
acquitted:	1
nolle prosequi/other:	2
Major penalty: Immediate imprisonment	66.7%
Suspended imprisonment	33.3%
Good behaviour bond	0.0%
Community Service Order	0.0%
Driver's licence suspension	0.0%
Fine	0.0%
Other	0.0%
Average Duration of Prison Sentence	36.8 months
Average Non Parole Period:	24.7 months

The number of attempted murders display large annual fluctuations. The figure of 30 recorded on 1996 was 66.7% higher than the number recorded in 1981. However, because this offence requires police to assess the intent behind the illegal action, interpretation can vary considerable. Hence attempted murder figures are vulnerable to fluctuations in police charging practices.

Robbery

- The number of robbery matters reported to police increased markedly from 1989 to 1993. However, in recent years, figures have decreased, from 1,691 in 1993 to 1,333 in 1996 (a 21.2% decrease)
- There are distinct differences in trends between the two main categories of armed and unarmed robbery. While numbers in both categories increased slightly during the 1980s, in the final year of that decade, unarmed robberies began to climb dramatically and continued to do so until 1994 when a 13.3% decrease was recorded. Since 1993, unarmed robbery have stabilized, averaging 1,053 during the last three years.
- In contrast, while armed robberies also increased during the 1980s, numbers peaked earlier and at a much lower level than did unarmed robberies. They are now declining and the 1996 figure is the lowest recorded since 1989.

Figure 16: Unarmed robbery as a percentage of all robberies, 1981-1996.



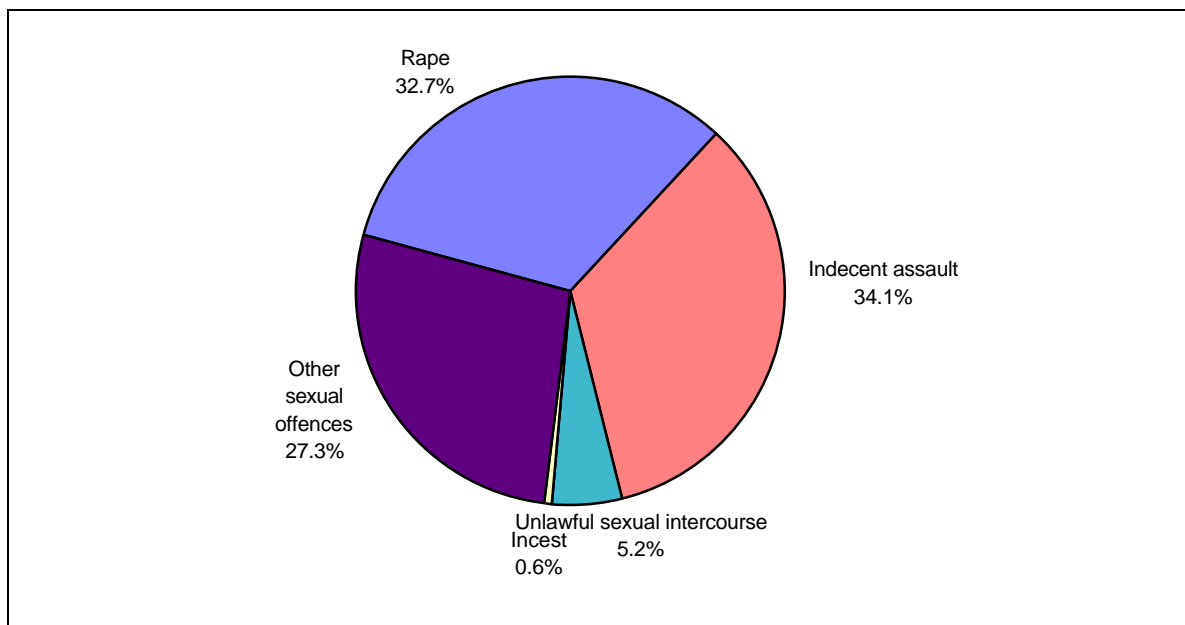
- In 1996, there were 1,371 offences of robbery and extortion which were reported to or became known to police.
- Unarmed robbery accounted for the overwhelming majority of robbery and extortion offences during 1996 (73.7%), while extortion accounted for only 2.8%. The remainder (23.6%) were armed robberies.
- Of the 323 armed robberies reported in 1996, one in five (22.9%) involved the use of a firearm while in the remaining 77.1%, another type of weapon was used.
- In 1981, unarmed robberies accounted for three quarters (74.5%) of all robberies reported to police. During the middle part of that decade, this proportion dropped to between 55% and 60% and by 1996, the proportion of unarmed robberies had reverted to the 1981 level, with 75.8% of all robberies defined as unarmed.

Rape/Attempted Rape

The counting rules used to calculate the number of sexual offences reported to South Australian police changed in 1993 to bring them into line with the National Counting Rules established by the Australian Bureau of Statistics. Because of this change in counting rules, longitudinal comparisons can only be made from 1993 onwards.

- In 1996 there were 1,875 sexual offences which were reported or became known to police, representing 0.9% of all offences reported to police. This equates to a rate for all sexual offences of 127.2 per 100,000 population.
- Rape accounts one third of all sexual offences reported to police.
- Some care should be used when interpreting these figures because of the large number of sexual assaults which are never reported to police. According to a Crime and Safety survey conducted in South Australia in 1995 (ABS 4509.7) only one quarter of female sexual assault victims aged 18 and over reported the most recent incident to police. A more recent national survey put the figure for Australia even lower at approximately 15%. (Women's Safety Survey, 1996, ABS 4510.0).

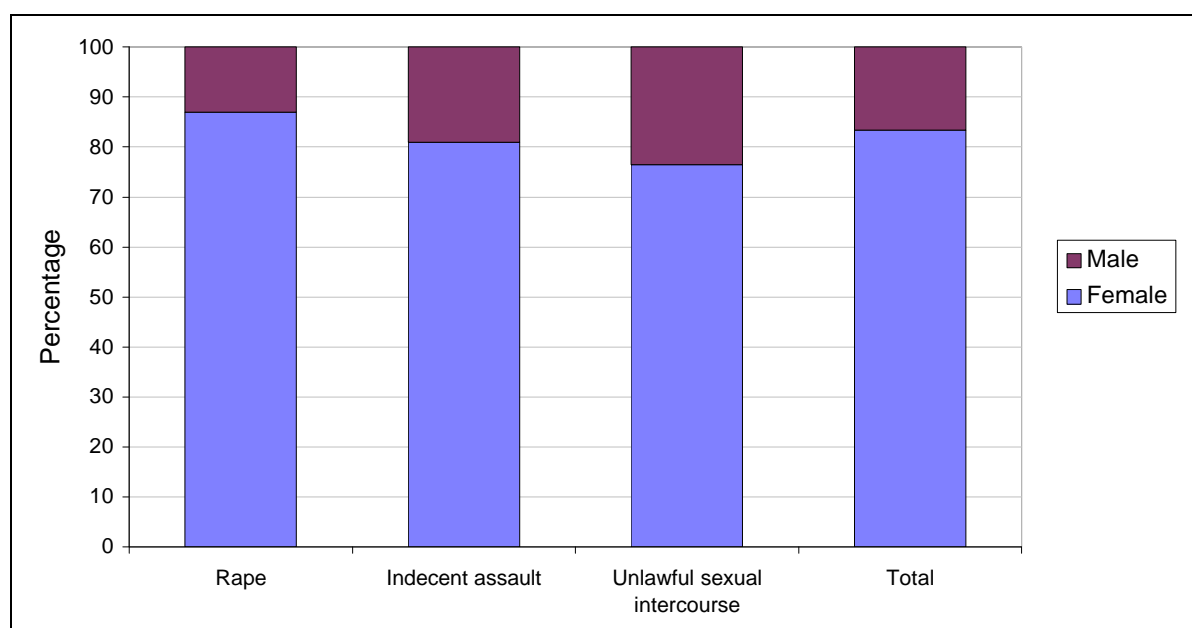
Figure 13: Types of Sexual Assault Reported to Police, 1996



- As shown in Figure 13, of the 1,875 sexual offences reported to police in SA in 1996,
 - indecent assault accounted for 34.1%;
 - rape accounted for 32.7% (consisting of 534 rapes or attempted rapes of a female and 80 rapes or attempted rapes of a male);
 - unlawful sexual intercourse for 5.2%;
 - incest for 0.6%; and
 - other sexual offences for 27.3%.
- As shown in Figure 14, most of the victims of reported sexual assaults were females. They accounted for 83.4% of all offences within this category, although this varied slightly from 76.5% for indecent assaults to 87.0% for rape.

- To a large extent this gender bias reflects the fact that males are the main perpetrators of sexual assault. However, it may also be partly due to a greater reluctance amongst males to report incidents of victimisation to police. While overall reporting levels for sexual assault are extremely low, considerable effort has been invested in providing support services for women victims and in encouraging them to contact police. In contrast, sexual assault against males receives far less attention, thereby potentially reducing a male's willingness to report.

Figure 14: Gender of Victims of Reported Sexual Assaults, 1996



- 1995/96 Police data reveals that:
 - 51% of rapes occur between 12.00 midnight and 3.00 am.
 - Age of victim:

0 -14 years	26.7%
15 - 19 years	21.7%
20 - 29 years	27.0%
30 - 39 years	17.7%
40 - 49 years	5.0%
50 - 59 years	0.6%
60+ years	1.3%
 - Victim - offender relationship:

Friend/family friend	22.3%
Acquaintance/co-worker	20.9%
Relative	20.7%
Stranger	16.2%
Ex boy/girl friend	3.4%
Neighbour	3.0%
Ex Defacto	2.6%
Boy/girl friend	2.4%
Unknown	2.4%
Other	6.1%

Number of offences reported to Police during 1996:	11,884
Number of offences cleared by Police during 1996:	6,014
Number of cases finalised in the Magistrates Courts during 1996 involving other assault as the major charge:	3,018
Number of cases found - guilty:	1,630
committed to higher court for sentence/ trial:	2
acquitted:	7
withdrawn/dismitted/other:	1,379
Major penalty:	
Immediate imprisonment	12.3%
Suspended imprisonment	23.1%
Good behaviour bond	11.5%
Community service order	12.3%
Driver's licence suspension	0.6%
Fine	36.8%
Other	0.4%
No penalty	3.0%
Average duration of prison sentence:	14.1 weeks
Average fine (when major penalty) excluding costs and levies:	\$307
Number of cases finalised in District and Supreme Courts during 1996 involving other assault as the major charge:	12
Number of cases found - guilty:	7
guilty of other/lesser offence:	0
acquitted:	1
nolle prosequi/other:	4
Major penalty:	
Immediate imprisonment	17.9%
Suspended imprisonment	51.3%
Good behaviour bond	17.9%
Community service order	7.7%
Driver's licence suspension	0.0%
Fine	5.1%
Other	0.0%
Average Duration of Prison Sentence	5 months
Average Non Parole Period:	10 months